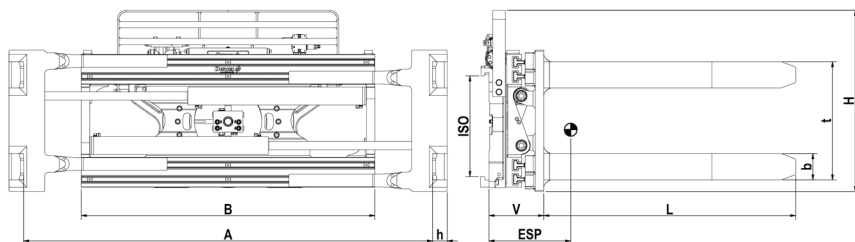


# Pallet exchanger

**PWK**

360° total rotation

The **pallet exchanger PWK** is used for clamping loads and rotating them through 180°, allowing the load to be placed on an alternative pallet. Total rotation is 360°. The rotator uses a worm gear system protected against the ingress of dirt and will give a long service life.




type	capacity kg LC mm	lift truck to LC mm	ISO	B mm	opening range A ITI mm	t mm	forks b x h x L mm	V LLC mm	ESP COG mm	weight kg
PWK 15	1500/500	1,0-2,0/500	II	980	450-1680	560	100x50x1200	260	290	675
PWK 25	2000/500	2,0-2,5/600	II	980 1150	540-1650 560-1900		125x50x1200	262	297 288	800 825
PWK 30	2500/500	3,0/500	III	1150 1350	560-1900 560-2100		125x50x1200	262	284 279	830 850
PWK 35	3000/500	3,0/600- 3,5/500	III	1350 1450	560-2100 560-2200		150x50x1200	262	301 299	930 945
PWK 45	3500/500	3,5/600- 5,0/500	III	1350 1550	560-2100 560-2300		150x60x1200	294	299 297	1230 1280

- 2 hydraulic functions required (3 hydraulic functions with constant sideshift)
- includes hoses and couplings
- welded forks as standard

- standard with protection strip type SB-DG (does not rotate, height = H, for exact type see page 238)
- pressure gauge with hand wheel upon request

- constant sideshift see page 240
- side arm upon request



**DURWEN**   
Forklift Attachments

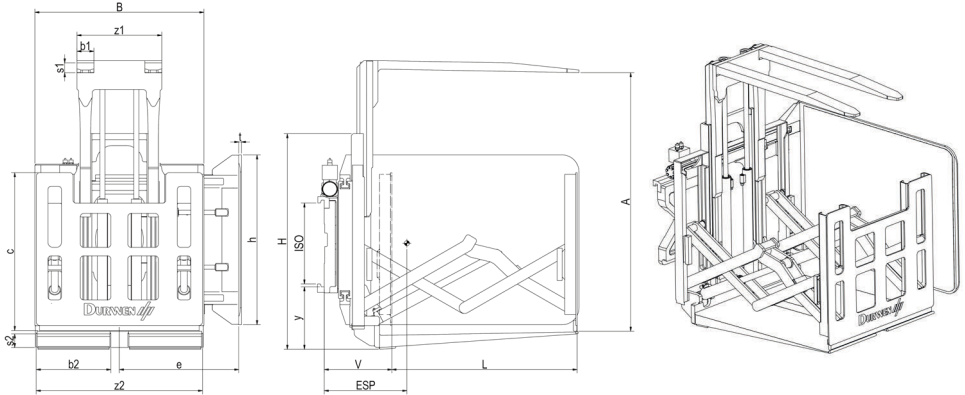
More than 75 years experience

# Pallet exchanger

**PWK  
30-AB-ST-H**

rotation, clamping, push-off function, side arm

**The pallet exchanger PWK 30** with hydraulic side arm and pusher is used for clamping loads and rotating them through 180°, allowing to load the goods without the pallet. Total rotation is 360°. The rotator uses a worm gear system protected against the ingress of dirt and will give a long service life. The hydraulic side arm provides additional stability to the clamped loads. The pusher pushes the loads off the attachment for palletless loading. The pallet can be removed manually. The unit is suitable for loading bagged or boxed goods. Stainless contact surfaces for the load avoid stain marks on the goods.



type	capacity clamp kg/mm LC	capacity side arm kg/mm LC	forklift capacity to	ISO	A opening range mm ITI	B frame width mm	H frame height mm	L useable length mm	c pusher height mm	b1 fork width mm	s1 fork thickness mm	z1 fork set spread mm	COG retracted mm	LLC mm	weight kg
PWK 30-AB-ST-H	1400/600	800/600	3,0	III	800-1520	1000	1320	1100	935	100	50	500	473	400	1375

- 2 hydraulic functions required
- 2 electric functions required
- includes pressure relief valve, hoses and couplings
- includes solenoid valves



**DURWEN**   
Forklift Attachments

More than 75 years experience